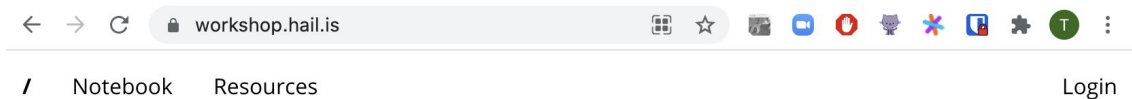


# Accessing the Hail Workshop Service

Institute for Behavioral Genetics Workshop  
June 16, 2021

# Navigate to <https://workshop.hail.is>



## Welcome!

Welcome to the Hail workshop service!

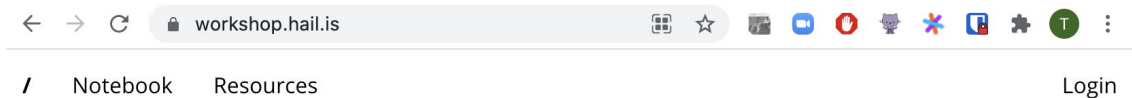
Navigate to the [Notebook](#) tab to launch Jupyter with workshop materials installed, or return to an existing Jupyter instance.

**Warning:** Notebooks are ephemeral. If you close Jupyter or log out, any work in the notebook will be lost. To download a notebook, use the File > Download as menu in Jupyter.

The notebook service is not currently available outside of workshops like this, but we (the Hail team) are working hard to change that.

[Start](#) | [Resources](#)

# Click “Start”




## Welcome!

Welcome to the Hail workshop service!

Navigate to the [Notebook](#) tab to launch Jupyter with workshop materials installed, or return to an existing Jupyter instance.

**Warning:** Notebooks are ephemeral. If you close Jupyter or log out, any work in the notebook will be lost. To download a notebook, use the File > Download as menu in Jupyter.

The notebook service is not currently available outside of workshops like this, but we (the Hail team) are working hard to change that.



[Start | Resources](#)

Enter the below credentials, and click “Join”

Workshop name:

Password:



**Username: ibg2021**

**Password: IBG**

# Click “Launch Jupyter”

/ Notebook Resources

guest | Log out

Welcome to the IBG workshop!

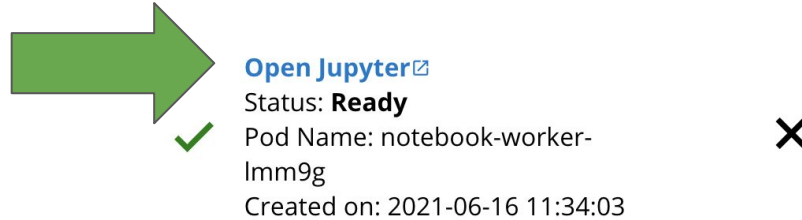



Launch Jupyter

# Wait for notebook to load, then click “Open Jupyter”

/ Notebook Resources

guest | Log out






**Open Jupyter** 

Status: **Ready**

Pod Name: notebook-worker-Imm9g

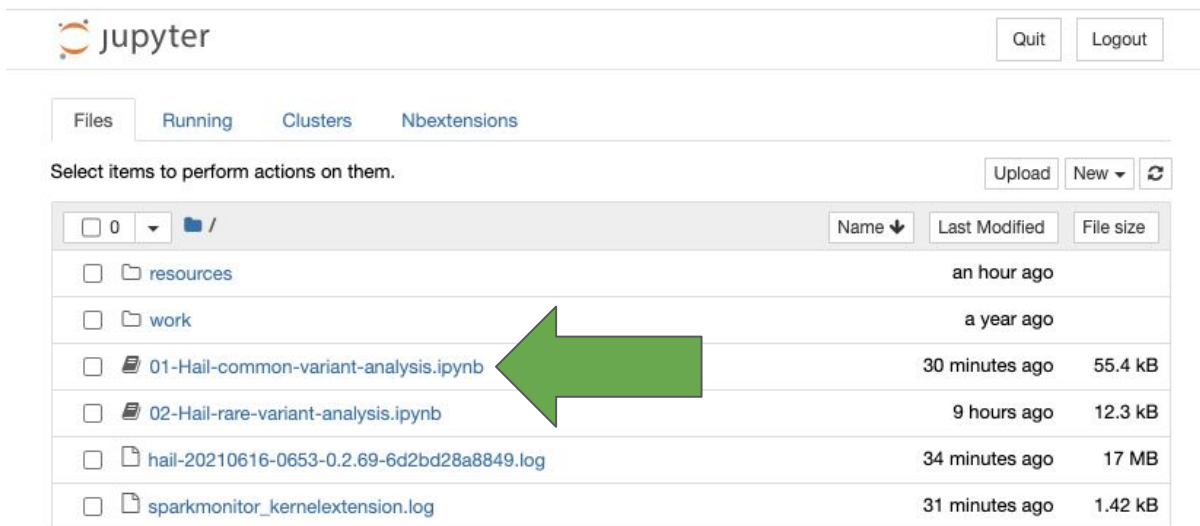
Created on: 2021-06-16 11:34:03



**If you don't see the green checkmark and “open Jupyter” button in 60 seconds, let the faculty know on Slack!**

# Start the *01-Hail-common-variant-analysis.ipynb* notebook



The screenshot shows the JupyterLab interface. At the top, there is a 'jupyter' logo and 'Quit' and 'Logout' buttons. Below that, there are tabs for 'Files', 'Running', 'Clusters', and 'Nbextensions'. A message says 'Select items to perform actions on them.' with 'Upload', 'New', and a refresh icon. The main area is a file browser showing a directory structure with columns for 'Name', 'Last Modified', and 'File size'. A green arrow points to the file '01-Hail-common-variant-analysis.ipynb'.

|                          | Name ↓                                     | Last Modified  | File size |
|--------------------------|--------------------------------------------|----------------|-----------|
| <input type="checkbox"/> | /                                          |                |           |
| <input type="checkbox"/> | resources                                  | an hour ago    |           |
| <input type="checkbox"/> | work                                       | a year ago     |           |
| <input type="checkbox"/> | 01-Hail-common-variant-analysis.ipynb      | 30 minutes ago | 55.4 kB   |
| <input type="checkbox"/> | 02-Hail-rare-variant-analysis.ipynb        | 9 hours ago    | 12.3 kB   |
| <input type="checkbox"/> | hail-20210616-0653-0.2.69-6d2bd28a8849.log | 34 minutes ago | 17 MB     |
| <input type="checkbox"/> | sparkmonitor_kernelextension.log           | 31 minutes ago | 1.42 kB   |